



Modular Locker ML-2-33

Teller Cash Storage Unit ML-12
(shown with optional combination locks)



VSI - LOCK IT UP KEEP IT SAFE

Modular Lockers

In keeping with today's modular sizes of safe deposit nests, lockers have "downsized" to "fit-in" and are sized as follows:

MLI-33 32 1/4" H x 16 1/2" W x 24" D
MLI-22 21 1/8" H x 16 1/2" W x 24" D
MLI-11 11" H x 16 1/2" W x 24" D

These modular lockers maintain all the features of traditional ABC lockers, except the "C" lockers have single nose locks. Modular ABC lockers may be combined and nested together in a 32 5/8" wide nest as follows:

- ML-2-11 2-MLI-11 Lockers
- ML-2-22 2-MLI-22 Lockers
- ML-2-33 2-MLI-33 Lockers
- ML-3-33 1-MLI-33 Lockers
- 1-MLI-32 Lockers
- 1-MLI-11 Lockers
- ML-4-22 4-MLI-11 Lockers

TOP FEATURES

Modular Lockers

MLI-33	32 1/4" H x 16 1/2" W x 24" D
MLI-22	21 1/8" H x 16 1/2" W x 24"
MLI-11	11" H x 16 1/2" W x 24" D
ML-2-33	32 1/4" H x 32 5/8" W x 24" D
ML 2-22	21 1/8" H x 32 5/8" W x 24" D
ML-2-11	11" H x 32 5/8" W x 24" D
ML-4-22	21 1/8" H x 32 5/8" W x 24" D

Teller Cash Storage Lockers

Opening	Height	Width
4	11"	32 1/2"
8	21 5/8"	32 1/2"
12	32 1/4"	32 1/2"
16	42 7/8"	32 1/2"

Doors

Available in stainless steel clad alloy, painted 11 gauge steel or polished

Hinges

Brass colored or black. Full aluminum SE section specially designed for locker construction.

Cases

1/4" steel or 1 gauge

Locks

Teller Cash Storage Lockers

These locker units are available in a number of section sizes in nest widths of 32 1/2". Lockers are available in both a stainless steel clad alloy or a more moderately priced painted 11 gauge steel finish. The doors are equipped with a single key lock or may be equipped with an optional combination lock at additional cost.

Opening	Height	Width:
• ML-4	11"	32 1/2"
• ML-8	21 5/8"	32 1/2"
• ML-12	32 1/4"	32 1/2"
• ML-16	42 7/8"	32 1/2"

Custom Lockers

In addition to the "standard" lockers, VSI offers custom lockers in both a stainless steel clad alloy door and a more moderately priced painted 11 gauge steel finish. These lockers may be designed in collaboration with your VSI dealer and incorporate the features you require.

Model designation numbers
MLP – Painted Doors
NML – Polished Doors
MLS – Stainless clad Doors

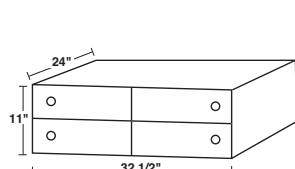


Manufacturer reserves the right to change product specifications without notice.

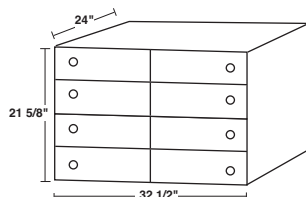
Safety, Flexibility & Functionality

*VSI's flexibility manufacturing system
and versatile hinging system: Unlimited options*

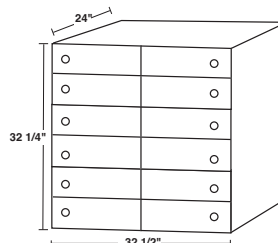
Teller Cash Tray Storage Units



ML-4



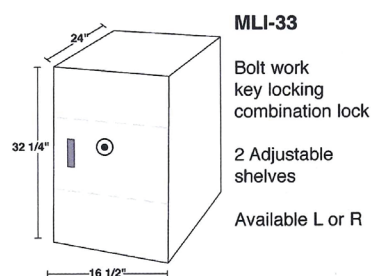
ML-8



ML-12

The above units are available with either painted steel doors or stainless steel clad aluminum doors. Lock options available. Short depth units are available at no added cost. Single key locks are standard. Lock options are available.

Modern Lockers

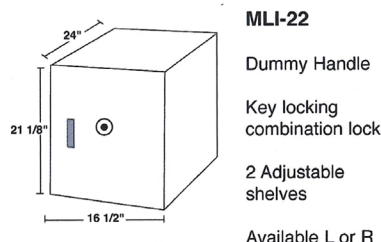


MLI-33

Bolt work
key locking
combination lock

2 Adjustable
shelves

Available L or R



MLI-22

Dummy Handle

Key locking
combination lock

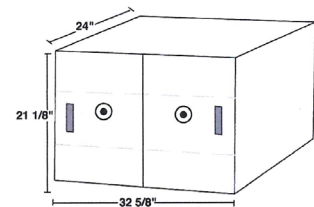
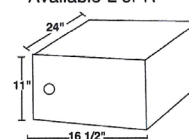
2 Adjustable
shelves

Available L or R

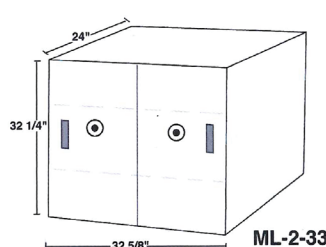
MLI-11

Key lock

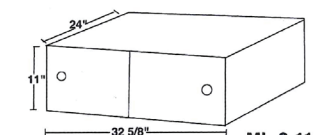
Available L or R



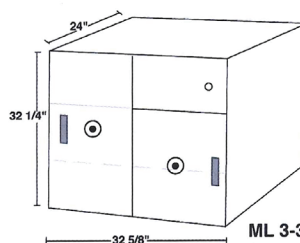
ML-2-22



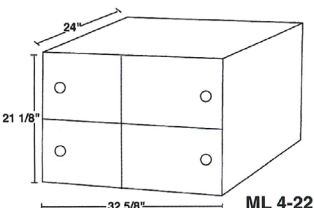
ML-2-33



ML-2-11



ML 3-33
Available L or R



ML 4-22

The illustrations only present a very limited number of configurations available with our flexible manufacturing system and extremely versatile hinging system. VSI can build locker nests using sizes 5", 10", 15.5", 21", 26.25", 31.5", 36.875" and 42.187". The above units are available with either painted, steel doors or with stainless steel clad aluminum doors or polished alloy. Lock options are available. Short depth units are available at no additional cost.



Manufacturer reserves the right to change product specifications without notice.